



ಬೃಹತ್ ಬೆಂಗಳೂರು ಮಹಾನಗರ ಪಾಲಿಕೆ
Bruhat Bengaluru Mahanagara Palike



BBMP COVID-19 WAR ROOM 06.09.2022



OVERVIEW OF COVID-19 IN BENGALURU

CASE TRENDS ACTIVE CASES **2,996**

<u>Confirmed Cases</u>	<u>Recovered Cases</u>	<u>Death Cases</u>
355 18,67,191 #	587 18,47,212 #	0 16,983 #

HOSPITALIZATION **52**

<u>ICU – V</u>	<u>ICU</u>	<u>HDU</u>	<u>General</u>
-	13	2	37

INCLUDES GOVT. QUOTA AND PRIVATE WALK-IN HOSPITALIZATION

VACCINATION **3,236** 2,04,98,747 #

<u>First Dose</u>	<u>Second Dose</u>	<u>Precaution Dose</u>
139 96,71,014 #	332 94,57,456 #	2,765 12,52,314 #

TRIAGING

MTU

9

Tele Triage

264

ACTIVE CLUSTERS

9

Budding Clusters (<5 Cases)

9

Clusters (> 5 cases)

0

TESTING **14,084** 3,15,80,420 #

<u>Positivity : 3.34%</u> <small>*FOR LAST 7 DAYS</small>	<u>RAT</u>	<u>RTPCR</u>
	2,686	11,398

: indicates cumulative numbers till date



ABSTRACT OF COVID-19 SCENARIO IN BENGALURU



	MALE			FEMALE			TRANSGENDER			TOTAL		
	Last 24 Hours	Last 7 Days	Cumulative	Last 24 Hours	Last 7 Days	Cumulative	Last 24 Hours	Last 7 Days	Cumulative	Last 24 Hours	Last 7 Days	Cumulative
Positive Cases	178	1,639	11,00,652	177	1,303	7,65,647	0	0	196	355	2,942	18,67,191
Recovered Cases	315	2,351	10,87,953	272	2,028	7,59,166	0	0	186	587	4,379	18,47,212
Death Cases	0	0	10,755	0	0	6,224	0	0	4	0	0	16,983
Total Tests Done	In Last 24 hrs. : 14,084			In last 7 days : 88,145			Cumulative : 3,15,80,420					
Vaccine Doses Administered	In Last 24 hrs. : 3,236			In last 7 days : 18,833			Cumulative : 2,04,98,747					
ACTIVE CASES									2,996			

*Covid deaths occurred today : 00 | Covid deaths occurred beyond last 24hrs., reported today : 00

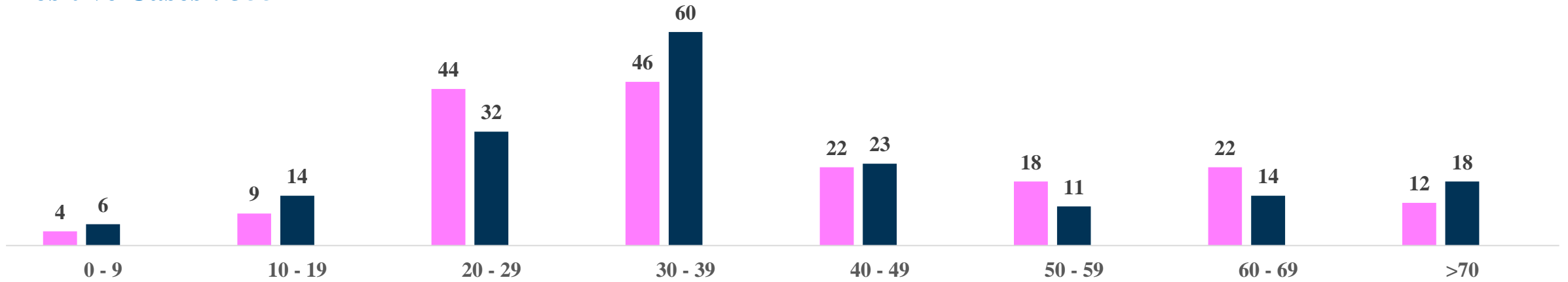


LAST 24 HOURS AGE GROUP AND GENDER WISE DISTRIBUTION



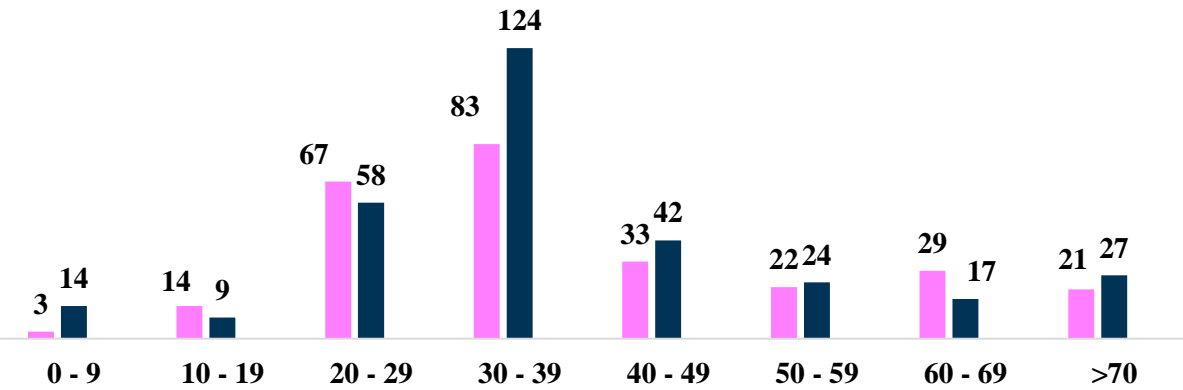
Positive Cases : 355

Female Male Transgender



Recovered Cases : 587

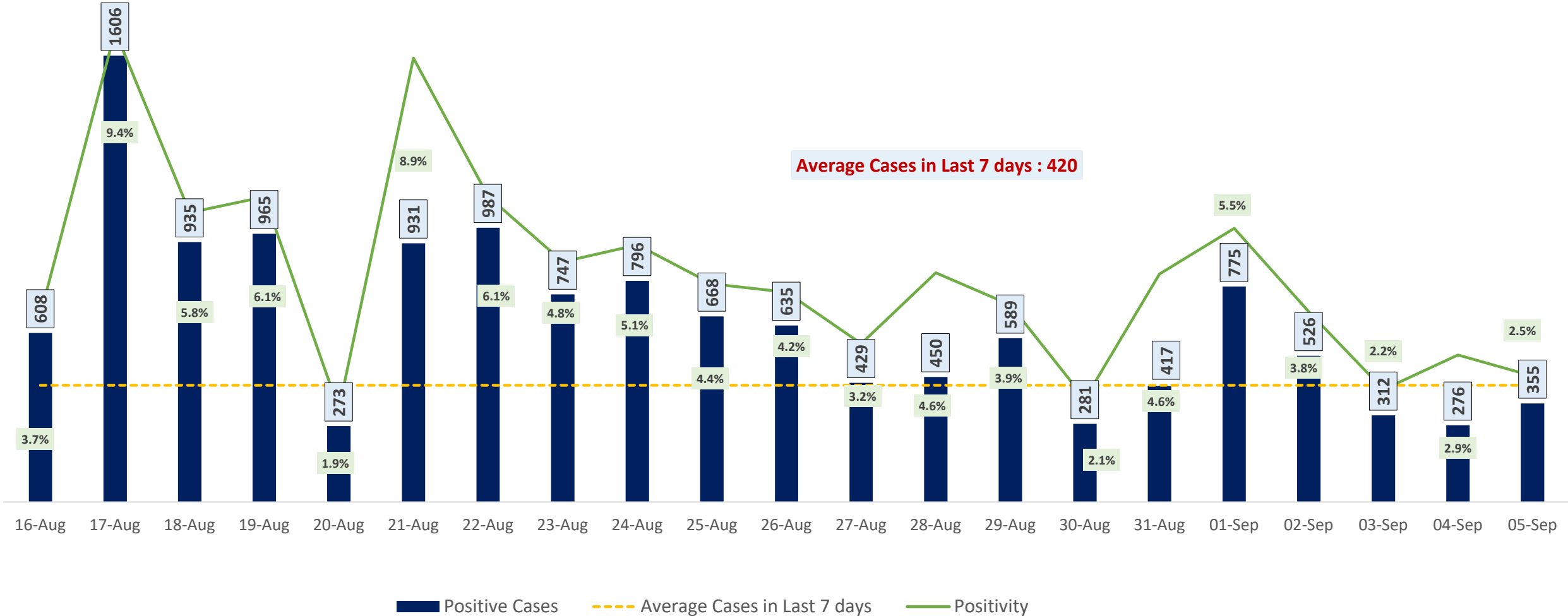
Death Cases : 0



0 to 9 10 to 19 20 to 29 30 to 39 40 to 49 50 to 59 60 to 69 >=70



POSITIVITY RATE OF BENGALURU – LAST 21 DAYS





TESTING TRENDS IN BENGALURU

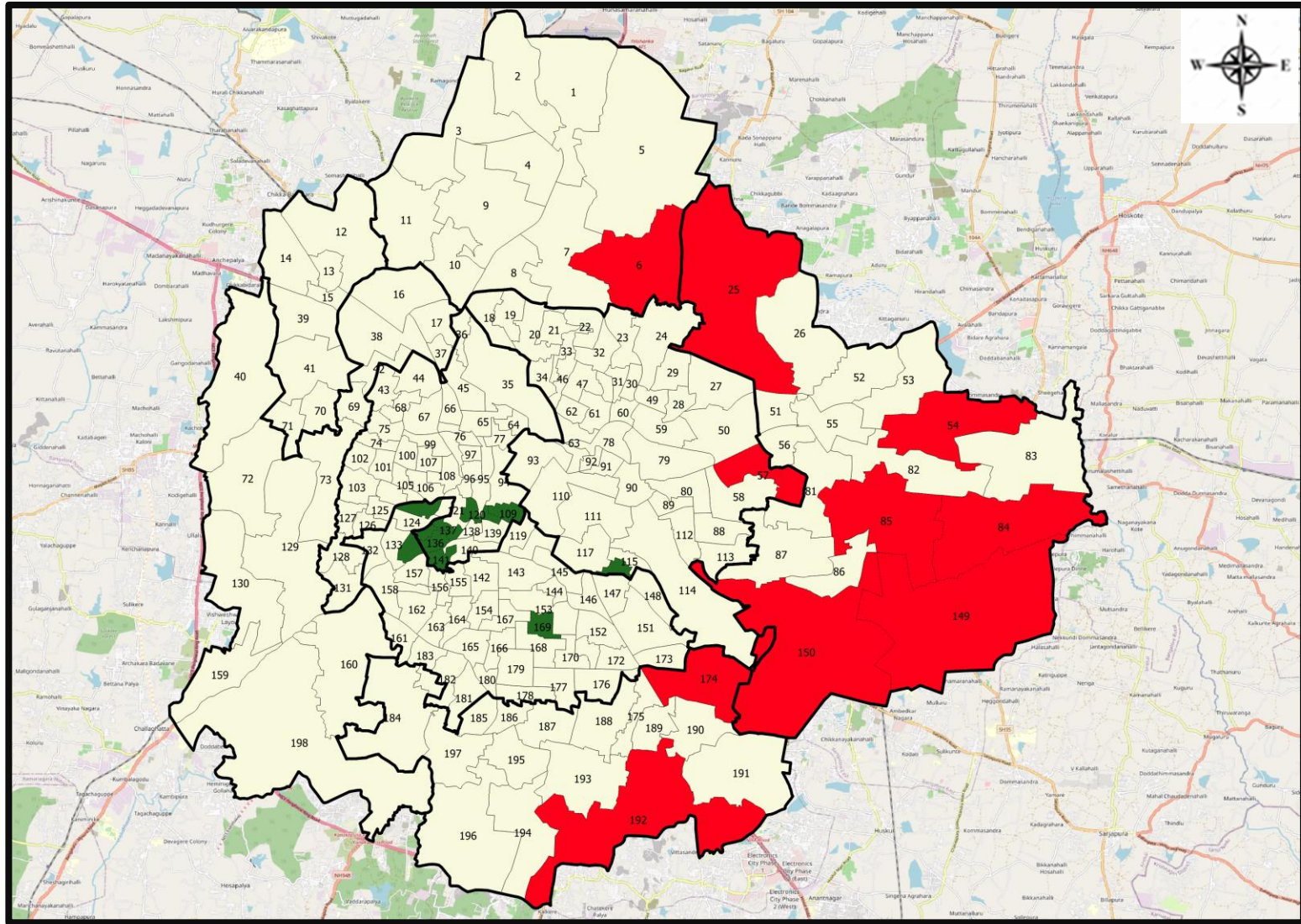


Total Test Conducted Till Date	Test Conducted Last 24 hours	Last 7 Days Average
3,15,80,420	14,084	12,592





BENGALURU URBAN MAP SHOWING TREND OF POSITIVE CASES IN LAST 7 DAYS



Top 10 wards reporting highest number of positive cases in last 7 days

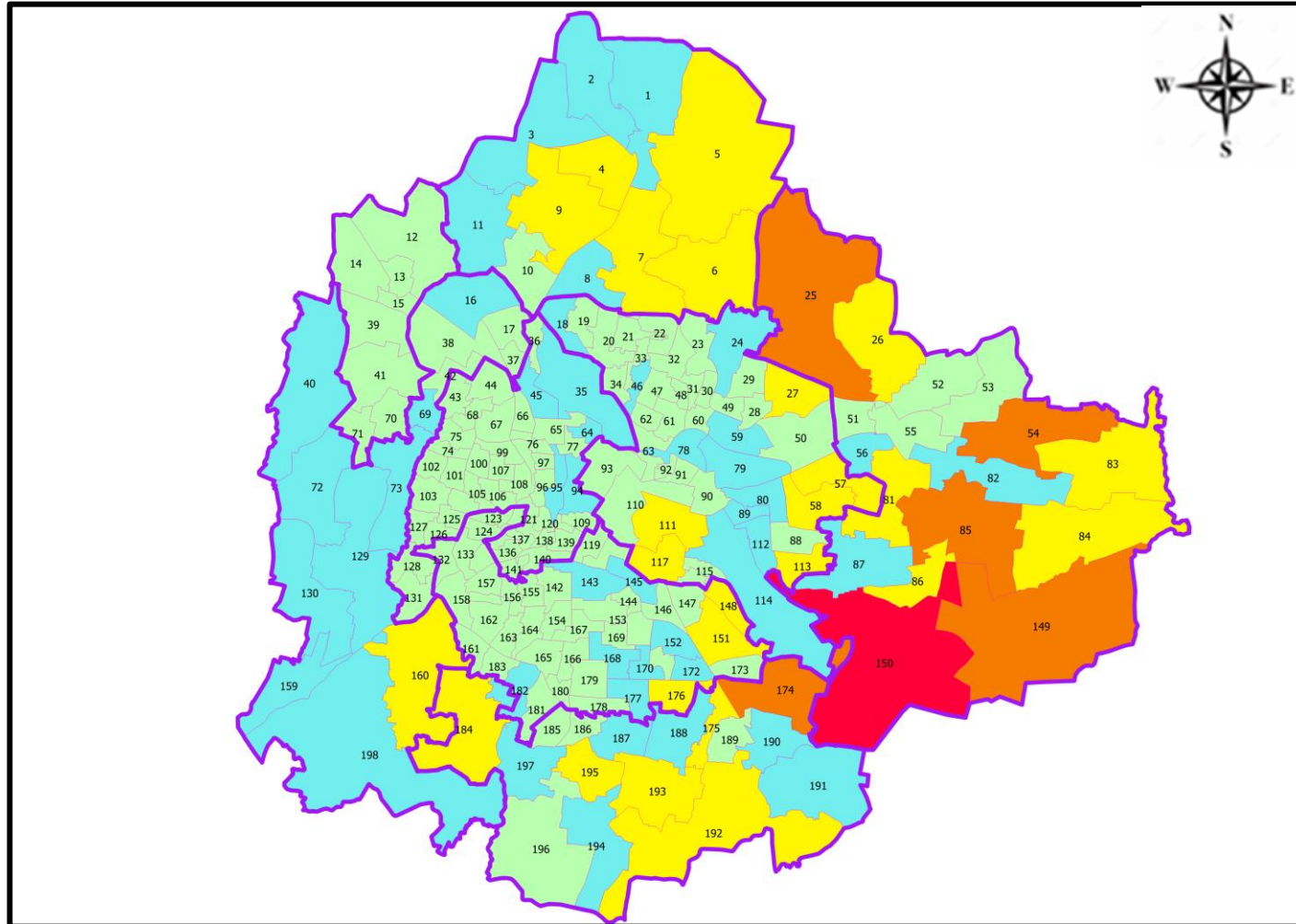
Ward No.	Ward Name	Daily Cases Average
150	Bellanduru	31
174	HSR Layout	15
25	Horamavu	14
54	Hudi	14
149	Varthuru	13
85	Dodda Nekkundi	12
84	Hagadur	10
6	Thanisandra	10
192	Begur	9
57	CV Raman Nagar	8







Top 10 wards reporting least number of positive cases in last 7 days

Ward No.	Ward Name	Daily Cases Average
169	Byrasandra	0
141	Azad Nagar	0
137	Rayapura	0
136	Jagajivanram Nagar	0
135	Padarayanapura	0
134	Bapuji Nagar	0
123	Vijayanagara	0
120	Cottonpete	0
116	Nilasandra	0
109	Chickpete	0



BENGALURU MAP SHOWING INTENSITY OF POSITIVE CASES IN LAST 7 DAYS



-  **Level 1 : 0 to 10 Cases**
-  **Level 2 : 10 to 25 Cases**
-  **Level 3 : 25 to 75 Cases**
-  **Level 4 : 75 to 150 Cases**
-  **Level 5 : More than 150 Cases**
-  **Zone Boundaries**

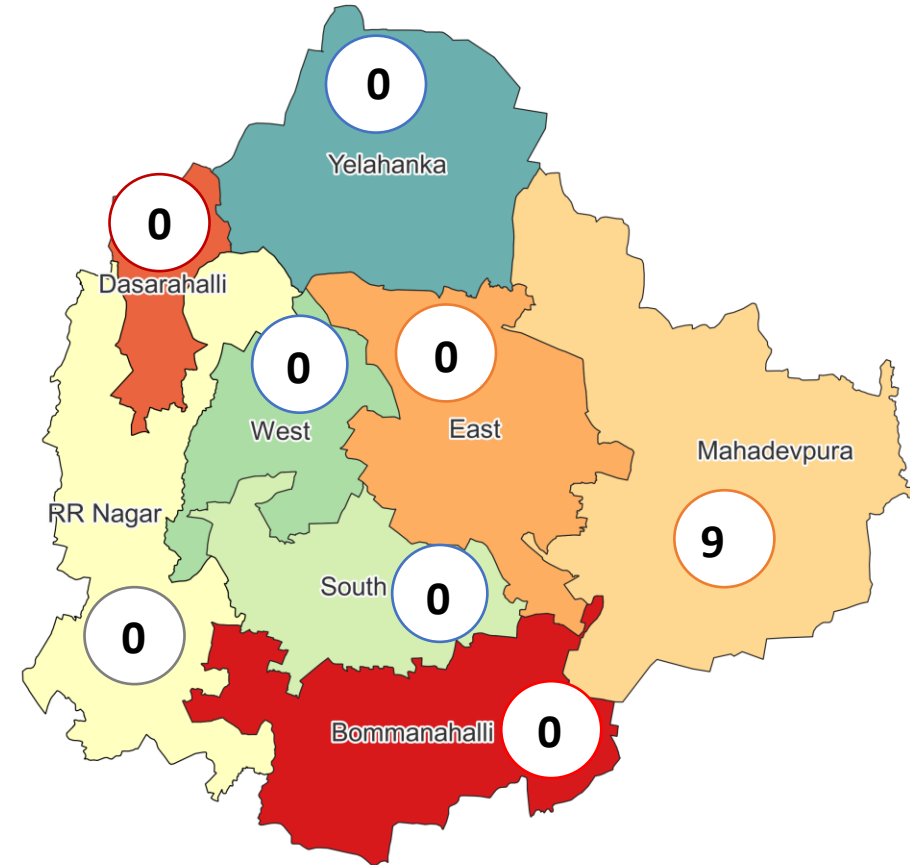


CLUSTER DETAILS



Zone Name	TOTAL CLUSTERS	Budding Clusters	Clusters	Outbreaks
		Less Than 5 Cases	5 To 14 Cases	More Than 14 Cases
BOMMANAHALLI	0 (-)	0 (-)	0 (-)	0 (-)
DASARAHALLI	0 (-)	0 (-)	0 (-)	0 (-)
EAST	0 (-)	0 (-)	0 (-)	0 (-)
MAHADEVPURA	9 (-)	9 (-)	0 (-)	0 (-)
RR NAGAR	0 (-)	0 (-)	0 (-)	0 (-)
SOUTH	0 (-)	0 (-)	0 (-)	0 (-)
WEST	0 (-)	0 (-)	0 (-)	0 (-)
YELAHANKHA	0 (-)	0 (-)	0 (-)	0 (-)
TOTAL	9 (-)	9 (-)	0 (-)	0 (-)

Total Active Clusters



Types of Clusters

Zone Name	Apartments/ Villa	Individual House	Hostels/Quarters	Others	Schools/Colleges
BOMMANAHALLI	0 (-)	0 (-)	0 (-)	0 (-)	0 (-)
DASARAHALLI	0 (-)	0 (-)	0 (-)	0 (-)	0 (-)
EAST	0 (-)	0 (-)	0 (-)	0 (-)	0 (-)
MAHADEVPURA	9 (-)	0 (-)	0 (-)	0 (-)	0 (-)
RR NAGAR	0 (-)	0 (-)	0 (-)	0 (-)	0 (-)
SOUTH	0 (-)	0 (-)	0 (-)	0 (-)	0 (-)
WEST	0 (-)	0 (-)	0 (-)	0 (-)	0 (-)
YELAHANKHA	0 (-)	0 (-)	0 (-)	0 (-)	0 (-)
TOTAL	9 (-)	0 (-)	0 (-)	0 (-)	0 (-)

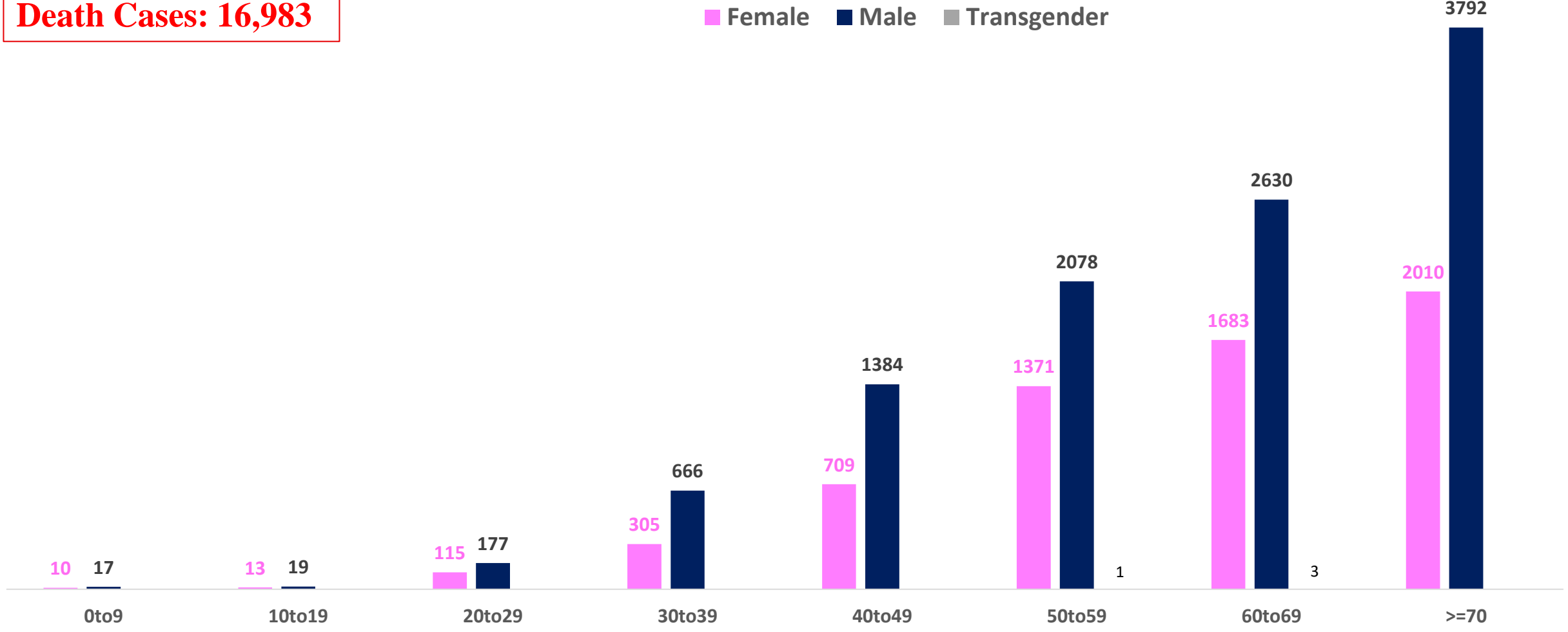
▲▼ : Shows increase and decrease in numbers as compared to previous day



AGE AND GENDER WISE DISTRIBUTION OF DEATH CASES



Death Cases: 16,983





VACCINATION COVERAGE AS ON 05.09.2022



Total Doses Administered

2,04,98,747

▲ 3,236

Total 12-14 years Population : 2.82 Lakhs

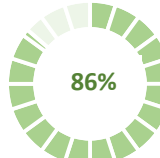
1ST DOSE



2,93,349
Doses administered

▲ 26

2ND DOSE

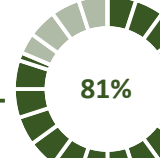


2,43,051
Doses administered

▲ 36

Total 15-18 years Population : 4.42 Lakhs

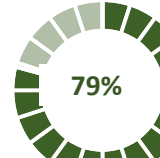
1ST DOSE



3,59,620
Doses administered

▲ 3

2ND DOSE

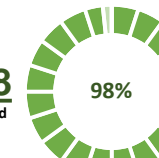


3,50,038
Doses administered

▲ 80

Total adult Population : 91.7 Lakhs

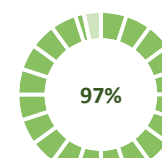
1ST DOSE



90,18,045
Doses administered

▲ 110

2ND DOSE



88,64,367
Doses administered

▲ 220

Priority Group*

Health Care Workers

Dose 1

2,10,388
Doses administered

▲ 0

Dose 2

2,07,115
Doses administered

▲ 0

Frontline Workers

Dose 1

3,81,992
Doses administered

▲ 0

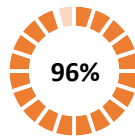
Dose 2

3,73,395
Doses administered

▲ 5

45 – 59 Years Coverage

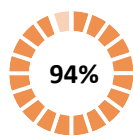
Dose 1



16,95,762
Doses administered

▲ 8

Dose 2

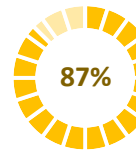


16,73,781
Doses administered

▲ 23

18 - 44 Years Coverage

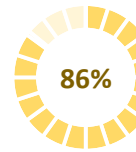
Dose 1



57,49,239
Doses administered

▲ 97

Dose 2



56,45,023
Doses administered

▲ 169

60 + Years Coverage

Dose 1



9,80,664
Doses administered

▲ 5

Dose 2



9,65,053
Doses administered

▲ 23

PRECAUTION DOSE



12,52,314 ▲ 2,765

Doses administered

PRECAUTION DOSES ADMINISTERED

Health Care Workers

95,446 ▲ 58

Booster Doses administered

Front Line Workers

1,37,368 ▲ 119

Booster Doses administered

60 + Years Coverage

3,86,525 ▲ 179

Booster Doses administered

18 + Years Coverage

6,32,975 ▲ 2,409

Booster Doses administered

▲ indicates the increase in last 24 hours



COVID-19 SCENARIO IN BENGALURU AND OTHER METROPOLITAN CITIES



CITY NAME	Positive Cases	Active Cases	Recovered	Deceased	Vaccine Doses Administered
New Delhi	20,00,750	1,020	19,73,249	26,481	3,67,32,286
Bengaluru*	18,67,191	2,996	18,47,212	16,983	2,36,17,478
Mumbai	11,45,518	2,771	11,23,036	19,711	2,20,50,129
Chennai	7,87,878	2,128	7,76,681	9,069	1,12,04,067

Source : <https://dashboard.cowin.gov.in/> at 5:20pm (06.09.2022)
Source : <https://www.covid19bharat.org/> at 5:20pm(06.09.2022)

*includes BBMP & Bengaluru Urban



SNAPSHOT OF COVID-19 CASES IN BENGALURU URBAN



**Total Wards With
< =10 Cases* :
116**

**Tests Conducted
on 05.09.2022:
14,084**

**Recovery
Rate*:
98.93%**

**Total
Active Cases :
2,996**

**Total Vaccinated
on 05.09.2022:
3,236**

**Positivity
Rate* :
3.34%**

**Active
Rate*:
0.16%**

**Case
Fatality Rate* :
0.00%**

*Total positive cases In the past 7 days

*CFR and positivity is for Past 7 days

Download BBMP Bulletin	https://apps.bbmpgov.in/covid19/mediabulletin.php
To register for vaccination :	https://selfregistration.cowin.gov.in/
BBMP COVID19 Dashboard:	https://apps.bbmpgov.in/covid19/
Follow us on:	www.facebook.com/bbmp.comm1/
	twitter.com/BBMPCOMM
	BBMPSplHealth

Issued by:

Honorable Chief Commissioner, BBMP
Special Commissioner Health & IT, BBMP
MD, Bengaluru Smart City Limited

THANK YOU !

ಬೃಹತ್ ಬೆಂಗಳೂರು ಮಹಾನಗರ ಪಾಲಿಕೆ
Bruhat Bengaluru Mahanagara Palike

Notched ear to indicate
the animal is Sterilised and
Vaccinated

Call the below number if you see a
street dog without a notched ear

SL NO	ZONES	ASSISTANT DIRECTOR NAME AND CONTACT NUMBER	SERVICE PROVIDER NAME	CONTACT NUMBER	CONTROL ROOM NUMBER
1	EAST	DR.MALLAPPA BAJANTHRI 9480683431	VSAWRD	SHAIK MASTAAN 9032959895	080-22975803
2	WEST	1. DR.ALLAMAPRABHU 9480685654 2. DR.AMUTESH.S.K. 9480685661	SARVODAYA SEVBHAVI SAMSTHA	AKSHAY B 7676916113	080-23463366 080-23561692
3	SOUTH	1. M.G.HALLI SHIVARAM 9480685395 2. DR.RAVI 9480685967	SARVODAYA SEVBHAVI SAMSTHA	AKSHAY B 7676916113	080-26566362
4	RR NAGAR	DR.MANJUNATH SHINDHE.S.M. 9480685206	ASRA	Smt. RADHA AMARNATH 9900136382 MURULI 7022461019	080-28600954 080-28601851
5	DASARAHALLI	DR.B.R.RAVIKUMAR 9480319121	DR. ABHILASH	DR. ABHILASH 8105138321	080-28394909 080-28393688
6	YELAHANKA	DR.LAKSHMINARAYANA SWAMY.C. 9480685352	ASRA	Smt. RADHA AMARNATH 9900136382	080-23636671 080-22975936
7	BOMMANAHALLI	DR. RAVI 9480685209	VSAWRD	SHAIK MASTAAN 9032959895	080-25735642 080-25732447
8	MAHADEVPURA	1. DR.ABBAS 9480683804 2. DR.LOKESH.S.P. 9480685207	ASRA	Smt. RADHA AMARNATH 9900136382 SHEETAL KUMAR 8050721033	080-28512300 / 301

@BBMPSplHealth
BBMP RABIES HELPLINE: 6364893322

